

INTEX®

AGP

2018
ABOVE GROUND POOLS

INTERNATIONAL
Intex Development Co., Ltd.
9th Floor, Everbright Centre,
108 Gloucester Road, Wanchai,
Hong Kong
Tel: (852) 2827-0000
Fax: (852) 2311-8200
E-mail: info@intexdevelopment.com
Web: www.intexdevelopment.com

USA
Intex Recreation Corp.
P.O. Box 1440
Long Beach, CA 90801-1440
USA
Tel: (310) 549-5400
Fax: (310) 513-6905
Web: www.intexcorp.com

EUROPE
Intex Trading B.V.
Venneveld 9,
4705 RR Roosendaal,
The Netherlands
Tel: (31) 165-593920
Fax: (31) 165-593969
E-mail: info@intexcorp.nl
Web: www.intexcorp.nl

Intex Trading s.r.o.
Benešovská 23
101 00 Praha 10
Czech Republic
Tel: (420) 267 312 645
Fax: (420) 267 312 552
E-mail: info@intexcorp.cz
Web: www.intexdevelopment.com

Unitex Service (France) S.A.S.
Z.A. de Milleure Bois du Ban - N°4
71480 LE MIROIR, France
Tel: (33) 385 75 64 64
Fax: (33) 385 75 64 65
E-mail: info@intexcorp.com.fr
Web: www.intex.fr

INTEX®

©2017 Intex Marketing Ltd. - Intex Development Co., Ltd. - Intex Trading Ltd. - Intex Recreation Corp.
All rights reserved. - Printed in China
®™ Trademarks used in some countries of the world under license from Intex Marketing Ltd. to Intex Trading Ltd.,
Intex Development Co., Ltd., G.P.O Box 28829, Hong Kong, and Intex Recreation Corp., P.O. Box 1440,
Long Beach, CA 90801.



AGP

2018
ABOVE GROUND POOLS





Intex Development Co. Ltd., Hong Kong

Intex Recreation Corp, Long Beach, CA, USA

Intex Trading B.V., The Netherlands

Unitex Service (France) S.A.S., France

Intex Administration Building Landscape, Xiamen, China

Intex Manufacturing and Distribution Complex, Xiamen, China

INTRODUCTION

The Intex Family of companies is dedicated to developing and manufacturing the highest quality products that not only provide the best value in price, but are innovative, fun and exciting. Backed by excellent Customer Service, Intex also provides first-rate after sales support. The 100+ independently owned and locally operated companies that make up the Intex Family, all embrace this commitment to quality, service and price and are committed to working together to ensure the satisfaction of the families and individuals across the globe who enjoy these products. This has become the hallmark of Intex around the world.

As a true industry leader, Intex boasts state of the art factories, trained and motivated people, products that meet rigorous testing requirements, and a Customer Service organization that will go extra lengths to ensure our customers are satisfied and happy with their purchases.

When you purchase an Intex product you can be confident that you are buying the best product, at the best price, backed by the best Customer Service organization in the industry.

2018

Intex is committed to delivering top quality products at a great value with the backing of a responsive Customer Service organization. Our above ground pool line begins with our world famous Easy Set® pools that are great for families purchasing their first pool, to our upscale Prism Frame™ pools that are an attractive step up, to our deluxe Ultra Frame™ pools that are beautiful, incredibly strong and large enough for the whole neighborhood to swim in! And no pool is complete without accessories. That's why Intex provides a full line, including sand filters, saltwater systems, filter pumps, cartridges and much more that will extend your customers' swimming season and keep them coming back for more. Ask your Intex representative for any of our product catalogs – we are confident that you will agree that Intex's product line-up is unmatched in meeting your needs.



THE LEADER IN ABOVE GROUND POOLS

INTEX PROVIDES THE BROADEST, MOST INNOVATIVE LINE OF ABOVE GROUND POOLS IN THE WORLD.

Contents



SMALL FRAME POOLS

The perfect pools for younger children and small yards. Easy to assemble, easy to manage. Available in multiple sizes and fun colors.

08



EASY SET® POOLS

Some of the easiest family & friend-size pools in the world to set up and enjoy! A fantastic value as well as the perfect pool for young families.

10



OVAL FRAME POOLS

The ideal blend of Easy Set® and Metal Frame Pool! Convenience in a shape that fits longer, narrower yards. Perfect for laps and volleyball.

16



PRISM FRAME™ POOLS

Inspired by Ultra Frame™ Pools, these pools feature many of the same benefits and more affordable pricing. The unique cool blue/gray color with white trim provides a fresh look to complement modern backyard patio décor and furniture.

18



ULTRA FRAME™ POOLS

These pools are the ultimate: big, beautiful, elegant and easy to set up and maintain. Their unique frame design makes them even stronger than standard Metal Frame Pools – built to enjoy and impress!

24



GRAPHITE GRAY PANEL™ POOL

Dress up your backyard with our beautiful Graphite Gray Panel™ Pool. This easy to assemble extruded panel system wraps around your Metal Frame Pool, adding beauty and elegance to your backyard landscape.

28



KRYSTAL CLEAR™ POOLWATER SYSTEMS

Intex's line of above ground pool cleaning systems are the most innovative and broadest in the market. It keeps pool water clean and fresh all summer long.

30



POOL ACCESSORIES

From pool maintenance kits to ground cloths and pool covers, these accessories help make owning a pool easy and convenient.

40



LED LIGHTS

LED lights are easy to use and let you enjoy your pool at night.

54



HYDRO AERATION TECHNOLOGY™



IMPROVED CIRCULATION AND FILTRATION
 Fine particles in water clump together and settle to the bottom of the pool during the aeration process, making it easier to filter and remove sediments through the filtration system. The improved filtration and circulation make the pool water healthier and more comfortable.



IMPROVED WATER CLARITY
 By mixing air with water, the aeration process induces oxidation of iron and manganese, eliminating staining in water. The result is sparkling pool water that looks and feels great!



INCREASED NEGATIVE IONS AT THE WATER SURFACE
 Increased negative ions have been proven to improve the air freshness around the pool as it removes air pollutants and neutralizes free radicals that affect air quality.

Intex® is proud to introduce our innovative Hydro Aeration Technology™ – transforming the Above Ground Pool industry, by bringing revolutionary water aeration techniques into your backyard above ground pool.

Precision engineered to fine tune our line of filtration systems, Hydro Aeration Technology™ has been incorporated into all our cartridge filter pumps, all sand filter pumps, and all combination filtration systems.



SMALL FRAME POOLS



MINI FRAME™ POOLS

Looking for that first frame pool for growing children? Intex's Mini Frame™ pools are the perfect solution! These colorful, easy to assemble, sturdy pools are an ideal size and depth for younger children. Available in aqua and green colors.

4' x 4' x 12" (1.22m x 1.22m x 30cm)
Approximate set-up size

	CASE PACK	CASE WEIGHT
57172NP / EP	3 ea 1 box	27.7 lb (12.6 kg)
57173NP / EP	3 ea 1 box	27.7 lb (12.6 kg)
Water Capacity (79%): 90 gal (342L)		Ready for Water in 10 Minutes




#57173



English and multi-language international packaging available

RECTANGULAR FRAME POOLS



Puncture-resistant 3-ply material

English and multi-language international packaging available



Rectangular Frame pools are not only easy to set up but are fun for the whole family!

	APPROXIMATE SET-UP SIZE	WATER CAPACITY (90%)	READY FOR WATER IN	CASE PACK	CASE WEIGHT
28270NP	86½" x 59" x 23½" (2.2m x 1.5m x 60cm)	439 gal (1,662L)	30 Minutes	1 ea 1 box	33.9 lb (15.4 kg)
28271NP	102½" x 63" x 25½" (2.6m x 1.6m x 65cm)	603 gal (2,282L)	30 Minutes	1 ea 1 box	38.5 lb (17.5 kg)
28272NP	118" x 78¾" x 29½" (3.0m x 2.0m x 75cm)	1,013 gal (3,834L)	30 Minutes	1 ea 1 box	45.5 lb (20.7 kg)
28273NP	177¼" x 86½" x 33" (4.5m x 2.2m x 84cm)	1,883 gal (7,127L)	30 Minutes	1 ea 1 box	86.2 lb (39.2 kg)

EASY SET® POOLS

PERFECT STARTER POOL!


Are the kids ready for their first “big” pool? Intex has the answer: this unique, perfectly sized Easy Set® pool is super-easy for parents to set up, and just the right size for younger kids to enjoy their first “big person” pool! Available in a bold aqua color.

6' x 20" (1.83m x 51cm)

Approximate set-up size

	CASE PACK	CASE WEIGHT
28101NP	2 ea 1 box	14.7 lb (6.7 kg)
28101EH	2 ea 1 box	19.1 lb (8.7 kg)

Water Capacity (80%): 232 gal (880L) Ready for Water in 10 Minutes



Puncture-resistant 3-ply material

English/Spanish and multi-language international packaging available



OCEAN REEF EASY SET® POOL



AQUARIUM IN THE BACKYARD!

Our Ocean Reef Easy Set® pool uses a photo-realistic printing technology that makes it irresistible for kids who want to swim in a life-size aquarium. This photo-like pool will add visual interest to the backyard for many summers.

10' x 30" (3.05m x 76cm)

Approximate set-up size

	VOLTAGE	FILTER PUMP	CASE PACK	CASE WEIGHT
28124NP	-	-	1 ea 1 box	17.9 lb (8.2 kg)
28124EH	-	-	1 ea 1 box	19.8 lb (9.0 kg)
28125	110-120V	330 gal (1,250L)	1 ea 1 box	22.4 lb (10.2 kg)
28125EH	110-120V (W/GFCI)	330 gal (1,250L)	1 ea 1 box	24.9 lb (11.3 kg)
28126NP	220-240V	330 gal (1,250L)	1 ea 1 box	23.5 lb (10.7 kg)
28126GN	12V	330 gal (1,250L)	1 ea 1 box	24.0 lb (10.9 kg)

Water Capacity (80%): 1,018 gal (3,853L) Ready for Water in 10 Minutes

Easy Set® Pools:

English/Spanish and multi-language international packaging available

EASY SET® POOLS


EASY ASSEMBLY!

These are the pools that revolutionized the industry, allowing millions of families to enjoy backyard swimming. Nobody has built more of them, or understands them better than Intex.

Incredibly easy to assemble, easy to maintain, and fun to own, Intex's broad line of Easy Set® pools include a range of accessories that will enhance your customers' pool ownership experience, and keep them coming back for years.



The 330 gal (1,250L) cartridge filter pump is included in 8' (2.44m) to 10' (3.05m) Easy Set® pool sets and keeps pools fresh and clean all summer!



Puncture-resistant 3-ply material

English/Spanish and multi-language international packaging available



8' x 30" (2.44m x 76cm) Approximate set-up size

	VOLTAGE	FILTER PUMP	CASE PACK	CASE WEIGHT
28110NP	-	-	1 ea 1 box	13.2 lb (6.0 kg)
28110EH	-	-	1 ea 1 box	15.2 lb (6.9 kg)
28111	110-120V	330 gal (1,250L)	1 ea 1 box	17.6 lb (8.0 kg)
28111EH	110-120V (W/GFCI)	330 gal (1,250L)	1 ea 1 box	19.8 lb (9.0 kg)
28112NP	220-240V	330 gal (1,250L)	1 ea 1 box	18.7 lb (8.5 kg)
28112GN	12V	330 gal (1,250L)	1 ea 1 box	19.3 lb (8.8 kg)

Water Capacity (80%): 639 gal (2,419L)

Ready for Water in 10 Minutes

10' x 30" (3.05m x 76cm) Approximate set-up size

	VOLTAGE	FILTER PUMP	CASE PACK	CASE WEIGHT
28120NP	-	-	1 ea 1 box	18.7 lb (8.5 kg)
28120EH	-	-	1 ea 1 box	20.9 lb (9.5 kg)
28121	110-120V	330 gal (1,250L)	1 ea 1 box	23.5 lb (10.7 kg)
28121EH	110-120V (W/GFCI)	330 gal (1,250L)	1 ea 1 box	25.5 lb (11.6 kg)
28122NP	220-240V	330 gal (1,250L)	1 ea 1 box	24.4 lb (11.1 kg)
28122GN	12V	330 gal (1,250L)	1 ea 1 box	25.1 lb (11.4 kg)

Water Capacity (80%): 1,018 gal (3,853L)

Ready for Water in 10 Minutes

EASY SET® POOLS

EXPERIENCE THE ULTIMATE SUMMER

Make a splash all summer long with the Intex Easy Set® with your family and friends in your own backyard!

12' x 30" (3.66m x 76cm) Approximate set-up size

	VOLTAGE	FILTER PUMP	CASE PACK	CASE WEIGHT
28130NP	-	-	1 ea 1 box	24.9 lb (11.3 kg)
28130EH	-	-	1 ea 1 box	26.6 lb (12.1 kg)
28131	110-120V	530 gal (2,006L)	1 ea 1 box	30.6 lb (13.9 kg)
28131EH	110-120V (W/GFCI)	530 gal (2,006L)	1 ea 1 box	32.8 lb (14.9 kg)
28132NP	220-240V	530 gal (2,006L)	1 ea 1 box	32.6 lb (14.8 kg)
28132GN	12V	600 gal (2,271L)	1 ea 1 box	33.9 lb (15.4 kg)

Water Capacity (80%): 1,485 gal (5,621L) Ready for Water in 10 Minutes

13' x 33" (3.96m x 84cm) Approximate set-up size

	VOLTAGE	FILTER PUMP	CASE PACK	CASE WEIGHT
28143NP	-	-	1 ea 1 box	31.5 lb (14.3 kg)
28143EH	-	-	1 ea 1 box	33.4 lb (15.2 kg)
28141	110-120V	530 gal (2,006L)	1 ea 1 box	37.4 lb (17.0 kg)
28141EH	110-120V (W/GFCI)	530 gal (2,006L)	1 ea 1 box	39.6 lb (18.0 kg)
28142NP	220-240V	530 gal (2,006L)	1 ea 1 box	39.2 lb (17.8 kg)
28142GN	12V	600 gal (2,271L)	1 ea 1 box	40.5 lb (18.4 kg)

Water Capacity (80%): 1,926 gal (7,290L) Ready for Water in 10 Minutes

15' x 33" (4.57m x 84cm) Approximate set-up size


	VOLTAGE	FILTER PUMP	CASE PACK	CASE WEIGHT
28157	110-120V	530 gal (2,006L)	1 ea 1 box	46.4 lb (21.1 kg)
28157EH	110-120V (W/GFCI)	530 gal (2,006L)	1 ea 1 box	48.6 lb (22.1 kg)
28158NP	220-240V	530 gal (2,006L)	1 ea 1 box	49.5 lb (22.5 kg)
28158GN	12V	600 gal (2,271L)	1 ea 1 box	49.5 lb (22.5 kg)

Water Capacity (80%): 2,587 gal (9,792L) Ready for Water in 15 Minutes



INTEX EASY SET® POOLS COME IN THE MOST POPULAR HEIGHTS!

Intex Easy Set® extensive line of pools offers a selection of heights that grow with your family. Choose the right size that best fits your family or your backyard, for a summer to remember!



Puncture-resistant 3-ply material

English/Spanish and multi-language international packaging available

Easy Set® Pools:



15' x 42" (4.57m x 1.07m) Approximate set-up size

	VOLTAGE	FILTER PUMP	LADDER	SAFETY LADDER	GROUND CLOTH	POOL COVER	CASE PACK	CASE WEIGHT
26165EH NEW	110-120V (W/GFCI)	1,000 gal (3,785L)	●	-	●	●	1 ea 1 box	90.2 lb (41.0 kg)
26166NP NEW	220-240V	1,000 gal (3,785L)	-	●	●	●	1 ea 1 box	95.5 lb (43.4 kg)
26166GN NEW	12V	900 gal (3,407L)	-	●	●	●	1 ea 1 box	98.1 lb (44.6 kg)

Water Capacity (80%): 3,284 gal (12,430L) Ready for Water in 15 Minutes

15' x 48" (4.57m x 1.22m) Approximate set-up size

	VOLTAGE	FILTER PUMP	LADDER	SAFETY LADDER	GROUND CLOTH	POOL COVER	CASE PACK	CASE WEIGHT
26167EH NEW	110-120V (W/GFCI)	1,000 gal (3,785L)	●	-	●	●	1 ea 1 box	97.5 lb (44.3 kg)
26168NP NEW	220-240V	1,000 gal (3,785L)	-	●	●	●	1 ea 1 box	103.2 lb (46.9 kg)
26168GN NEW	12V	900 gal (3,407L)	-	●	●	●	1 ea 1 box	105.4 lb (47.9 kg)

Water Capacity (80%): 3,736 gal (14,141L) Ready for Water in 15 Minutes

18' x 48" (5.49m x 1.22m) Approximate set-up size

	VOLTAGE	FILTER PUMP	LADDER	SAFETY LADDER	GROUND CLOTH	POOL COVER	CASE PACK	CASE WEIGHT
26175EH NEW	110-120V (W/GFCI)	1,500 gal (5,678L)	●	-	●	●	1 ea 1 box	134.4 lb (61.1 kg)
26176NP NEW	220-240V	1,500 gal (5,678L)	-	●	●	●	1 ea 1 box	143.0 lb (65.0 kg)
26176GN NEW	12V	1,500 gal (5,678L)	-	●	●	●	1 ea 1 box	144.5 lb (65.7 kg)

Water Capacity (80%): 5,455 gal (20,647L) Ready for Water in 30 Minutes




OVAL FRAME POOLS

THE VALUE OF AN EASY SET® POOL COMBINED WITH THE CLASSIC SHAPE OF A RECTANGULAR POOL!

For many consumers, a standard rectangular pool is their preferred choice. Intex oval shaped pools are a great bridge between Easy Set® and Rectangular Metal Frame pools, combining the benefits of both. It is quick and easy to assemble, with additional support from the frame, as well as an elongated shape to maximize the swimming area!



Our 1,000 gal (3,785 L) filter pump included in the 18' x 10' x 42" (5.49m x 3.05m x 1.07m) Oval Frame Pool set completely filters the pool's water in under 4 hours!



Puncture-resistant 3-ply material

English/Spanish and multi-language international packaging available



The frames are rust-resistant and assembled with snap-on joints, eliminating the need for tools. The collection comes in two popular and family-friendly sizes. Perfect for narrower backyards, or lap swimmers! Available in 18' x 10' x 42" (5.49m x 3.05m x 1.07m) and 20' x 12' x 48" (6.10m x 3.66m x 1.22m) sizes.



18' x 10' x 42" (5.49m x 3.05m x 1.07m) Approximate set-up size

	VOLTAGE	FILTER PUMP	LADDER	SAFETY LADDER	GROUND CLOTH	POOL COVER	CASE PACK	CASE WEIGHT
26191EH NEW	110-120V (W/GFCI)	1,000 gal (3,785L)	●	-	●	●	1 ea 1 box	132.2 lb (60.1 kg)
26192NP NEW	220-240V	1,000 gal (3,785L)	-	●	●	●	1 ea 1 box	139.3 lb (63.3 kg)
26192GN NEW	12V	900 gal (3,407L)	-	●	●	●	1 ea 1 box	139.7 lb (63.5 kg)
Water Capacity (80%): 2,885 gal (10,920L)								Ready for Water in 30 Minutes

20' x 12' x 48" (6.10m x 3.66m x 1.22m) Approximate set-up size

	VOLTAGE	FILTER PUMP	LADDER	SAFETY LADDER	GROUND CLOTH	POOL COVER	CASE PACK	CASE WEIGHT
26193EH NEW	110-120V (W/GFCI)	1,500 gal (5,678L)	●	-	●	●	1 ea 1 box	171.8 lb (78.1 kg)
26194NP NEW	220-240V	1,500 gal (5,678L)	-	●	●	●	1 ea 1 box	181.3 lb (82.4 kg)
26194GN NEW	12V	1,500 gal (5,678L)	-	●	●	●	1 ea 1 box	182.8 lb (83.1 kg)
Water Capacity (80%): 4,393 gal (16,628L)								Ready for Water in 30 Minutes


PRISM FRAME™ POOLS

INTEX PREMIUM POOL LINE

Enjoy hours of outdoor fun with Intex Prism Frame™ pools - from starter pools to pools big enough for the whole family and neighborhood! Durable and easy to assemble, Prism Frame™ pools feature all of the great benefits of Metal Frame pools, and are enhanced with strong powder-coated steel tubing and a stylish and upscale looking liner color. From our 10' (3.05m) starter pool, which is great for a family's first pool and perfect for smaller children, to our huge 24' (7.32m) pool which can hold all the neighbors' kids, there's an Intex Prism Frame™ pool for every family and for every occasion!

ENJOY A WHOLE NEW LEVEL OF FUN WITH INTEX PRISM FRAME™ POOLS

This premium pool line is broad enough to meet virtually any family's requirements: from beginning swimmers to neighborhood-size holiday parties!



Puncture-resistant 3-ply material

English/Spanish and multi-language international packaging available



10' x 30" (3.05m x 76cm) Approximate set-up size

	VOLTAGE	FILTER PUMP	CASE PACK	CASE WEIGHT
28700NP	-	-	1 ea 1 box	37.6 lb (17.1 kg)
28700EH	-	-	1 ea 1 box	39.6 lb (18.0 kg)
28701	110-120V	330 gal (1,250L)	1 ea 1 box	41.8 lb (19.0 kg)
28701EH	110-120V (W/GFCI)	330 gal (1,250L)	1 ea 1 box	44.0 lb (20.0 kg)
28702NP	220-240V	330 gal (1,250L)	1 ea 1 box	42.9 lb (19.5 kg)
28702GN	12V	330 gal (1,250L)	1 ea 1 box	43.3 lb (19.7 kg)
Water Capacity (90%): 1,185 gal (4,485L)				Ready for Water in 30 Minutes

12' x 30" (3.66m x 76cm) Approximate set-up size

	VOLTAGE	FILTER PUMP	CASE PACK	CASE WEIGHT
28710NP	-	-	1 ea 1 box	47.7 lb (21.7 kg)
28710EH	-	-	1 ea 1 box	49.7 lb (22.6 kg)
28711	110-120V	530 gal (2,006L)	1 ea 1 box	53.5 lb (24.3 kg)
28711EH	110-120V (W/GFCI)	530 gal (2,006L)	1 ea 1 box	55.2 lb (25.1 kg)
28712NP	220-240V	530 gal (2,006L)	1 ea 1 box	55.0 lb (25.0 kg)
28712GN	12V	600 gal (2,271L)	1 ea 1 box	56.5 lb (25.7 kg)
Water Capacity (90%): 1,718 gal (6,503L)				Ready for Water in 30 Minutes



15' x 33" (4.57m x 84cm) Approximate set-up size

	VOLTAGE	FILTER PUMP	LADDER	GROUND CLOTH	POOL COVER	CASE PACK	CASE WEIGHT
28721EH	110-120V (W/GFCI)	530 gal (2,006L)	-	-	-	1 ea 1 box	90.2 lb (41.0 kg)
26728NP NEW	220-240V	530 gal (2,006L)	•	•	•	1 ea 1 box	122.3 lb (55.6 kg)
26728GN NEW	12V	600 gal (2,271L)	•	•	•	1 ea 1 box	123.9 lb (56.3 kg)
Water Capacity (90%): 2,992 gal (11,325L)							Ready for Water in 45 Minutes

15' x 42" (4.57m x 1.07m) Approximate set-up size

	VOLTAGE	FILTER PUMP	LADDER	SAFETY LADDER	GROUND CLOTH	POOL COVER	CASE PACK	CASE WEIGHT
26733EH NEW	110-120V (W/GFCI)	1,000 gal (3,785L)	•	-	•	•	1 ea 1 box	137.1 lb (62.3 kg)
26734NP NEW	220-240V	1,000 gal (3,785L)	-	•	•	•	1 ea 1 box	142.3 lb (64.7 kg)
26734GN NEW	12V	900 gal (3,407L)	-	•	•	•	1 ea 1 box	144.5 lb (65.7 kg)
Water Capacity (90%): 3,861 gal (14,614L)								Ready for Water in 45 Minutes



PRISM FRAME™ POOLS

SENSIBLE HAS NEVER LOOKED SO SHARP

Inspired by INTEX® top-of-the-line Ultra Frame™ pools, new Prism Frame™ pools offer many of the same benefits with more affordable pricing. The unique cool blue/gray color with white trim provides a fresh look to compliment modern backyard patio décor and furniture.


STRONG, POWDER COATED STEEL TUBING

MOSAIC TILE PRINTED INSIDE LINER

CONVENIENT DRAIN PLUG



Our 1,500 gal (5,678 L) filter pump included in the 18' (5.49m) Prism Frame™ Pool set completely filters the pool's water in under 4 hours!



Puncture-resistant 3-ply material

English/Spanish and multi-language international packaging available

Prism Frame™ Pools:

DVD included



15' x 48" (4.57m x 1.22m) Approximate set-up size

	VOLTAGE	FILTER PUMP	LADDER	SAFETY LADDER	GROUND CLOTH	POOL COVER	CASE PACK	CASE WEIGHT
26735EH NEW	110-120V (W/GFCI)	1,000 gal (3,785L)	●	—	●	●	1 ea 1 box	148.9 lb (67.7 kg)
26736NP NEW	220-240V	1,000 gal (3,785L)	—	●	●	●	1 ea 1 box	153.6 lb (69.8 kg)
26736GN NEW	12V	900 gal (3,407L)	—	●	●	●	1 ea 1 box	156.2 lb (71.0 kg)
Water Capacity (90%): 4,440 gal (16,805L)								Ready for Water in 45 Minutes

18' x 48" (5.49m x 1.22m) Approximate set-up size

	VOLTAGE	FILTER PUMP	LADDER	SAFETY LADDER	GROUND CLOTH	POOL COVER	CASE PACK	CASE WEIGHT
26751EH NEW	110-120V (W/GFCI)	1,500 gal (5,678L)	●	—	●	●	1 ea 1 box	204.2 lb (92.8 kg)
26752NP NEW	220-240V	1,500 gal (5,678L)	—	●	●	●	1 ea 1 box	212.1 lb (96.4 kg)
26752GN NEW	12V	1,500 gal (5,678L)	—	●	●	●	1 ea 1 box	213.4 lb (97.0 kg)
Water Capacity (90%): 6,423 gal (24,311L)								Ready for Water in 60 Minutes

24' x 52" (7.32m x 1.32m) Approximate set-up size

	VOLTAGE	FILTER PUMP	LADDER	SAFETY LADDER	GROUND CLOTH	POOL COVER	CASE PACK	CASE WEIGHT
26761EH NEW	110-120V (W/GFCI)	2,500 gal (9,463L)	●	—	●	●	1 ea 1 box	309.5 lb (140.7 kg)
26762NP NEW	220-240V	2,500 gal (9,463L)	—	●	●	●	1 ea 1 box	315.0 lb (143.2 kg)
26762GN NEW	220-240V (W/RCD)	2,500 gal (9,463L)	—	●	●	●	1 ea 1 box	317.2 lb (144.2 kg)
Water Capacity (90%): 12,481 gal (47,241L)								Ready for Water in 60 Minutes

PRISM FRAME™ RECTANGULAR POOLS



SENSIBLE HAS NEVER LOOKED SO SHARP

The Prism Frame™ Rectangular pool is designed to fit any backyard. The pools are built to provide extra swimming space and will hold more pool water than the traditional Round Frame pools, allowing swimmers to appreciate the maximized swimming area! With a sophisticated look, Intex Prism Frame™ pools will provide families with endless fun with a taste of luxury at an affordable price.


STRONG, POWDER COATED STEEL TUBING

MOSAIC TILE PRINTED INSIDE LINER

CONVENIENT DRAIN PLUG



Our 1,000 gal (3,785 L) filter pump included in the 16' x 8' x 42" (4.88m x 2.44m x 1.07m) Prism Frame™ Pool set completely filters the pool's water in under 4 hours!



Puncture-resistant 3-ply material

English/Spanish and multi-language international packaging available

Prism Frame™ Pools: 6+

DVD
included



9'10" x 5'9" x 31 1/2" (3.00m x 1.75m x 80cm)

Approximate set-up size

	VOLTAGE	FILTER PUMP	LADDER	CASE PACK	CASE WEIGHT
26772NP NEW	220-240V	530 gal (2,006L)	•	1 ea 1 box	106.3 lb (48.3 kg)
26772GN NEW	12V	600 gal (2,271L)	•	1 ea 1 box	107.4 lb (48.8 kg)
Water Capacity (90%): 935 gal (3,539L)					Ready for Water in 45 Minutes

13'1 1/2" x 6'6 3/4" x 39 1/2" (4.00m x 2.00m x 1.00m)

Approximate set-up size

	VOLTAGE	FILTER PUMP	SAFETY LADDER	CASE PACK	CASE WEIGHT
26776NP NEW	220-240V	530 gal (2,006L)	•	1 ea 1 box	148.3 lb (67.4 kg)
26776GN NEW	12V	600 gal (2,271L)	•	1 ea 1 box	149.4 lb (67.9 kg)
Water Capacity (90%): 1,806 gal (6,836L)					Ready for Water in 45 Minutes

16' x 8' x 42" (4.88m x 2.44m x 1.07m)

Approximate set-up size


	VOLTAGE	FILTER PUMP	LADDER	SAFETY LADDER	GROUND CLOTH	POOL COVER	CASE PACK	CASE WEIGHT
26777EH NEW	110-120V (W/GFCI)	1,000 gal (3,785L)	•	-	•	•	1 ea 1 box	186.8 lb (84.9 kg)
26778NP NEW	220-240V	1,000 gal (3,785L)	-	•	•	•	1 ea 1 box	191.8 lb (87.2 kg)
26778GN NEW	12V	900 gal (3,407L)	-	•	•	•	1 ea 1 box	194.5 lb (88.4 kg)
Water Capacity (90%): 2,873 gal (10,874L)								Ready for Water in 60 Minutes

ULTRA FRAME™ POOLS


INTEX® ULTRA PREMIUM POOL LINE

These pools, with their unique frames, are stronger than traditional metal frame pools. Precision engineered locking system enhances the overall quality, durability, and stability of the pools. They're easier to assemble, because the shape allows the pieces to fit together so smoothly and securely that separate locking pins are not needed.


With a broad line of accessories, they are guaranteed to make pool ownership and maintenance easier and enjoyable.



EASY LOCK SYSTEM™



INNOVATIVE FRAME DESIGN
STURDY, DURABLE AND UNIQUE



Puncture-resistant
3-ply material

English/Spanish and multi-language
international packaging available



THE ULTRA FRAME™ COMES WITH THE ULTIMATE COMBINATION

For the ultimate combination of pool filtration, water sanitation, and convenience, these Ultra Frame™ pools come with our Krystal Clear™ Sand Filter Pump & Saltwater System Combo. No other system on the market combines the gentle, thorough, environmentally-sensitive filtration and sanitation properties of sand and salt.

Maintenance is incredibly easy since sand only needs routine backwashing and replacement every 5 years, and salt never needs replacement under normal conditions. To make daily operation even easier, the combo comes with a built-in 24-hour timer that runs the system automatically.

14' x 42" (4.27m x 1.07m)

Approximate set-up size

	VOLTAGE	FILTER PUMP	LADDER	SAFETY LADDER	GROUND CLOTH	POOL COVER	CASE PACK	CASE WEIGHT
26309EH NEW	110-120V (W/GFCI)	1,000 gal (3,785L)	●	-	●	●	1 ea 1 box	129.4 lb (58.8 kg)
26310NP NEW	220-240V	1,000 gal (3,785L)	-	●	●	●	1 ea 1 box	134.4 lb (61.1 kg)
26310GN NEW	12V	900 gal (3,407L)	-	●	●	●	1 ea 1 box	137.1 lb (62.3 kg)
Water Capacity (90%): 3,357 gal (12,706L)								Ready for Water in 45 Minutes

16' x 48" (4.88m x 1.22m)

Approximate set-up size

	VOLTAGE	FILTER PUMP	SAND FILTER PUMP	LADDER	SAFETY LADDER	GROUND CLOTH	POOL COVER	CASE PACK	CASE WEIGHT
26321EH NEW	110-120V (W/GFCI)	1,500 gal (5,678L)	-	●	-	●	●	1 ea 1 box	186.3 lb (84.7 kg)
26322NP NEW	220-240V	1,500 gal (5,678L)	-	-	●	●	●	1 ea 1 box	193.2 lb (87.8 kg)
26322GN NEW	12V	1,500 gal (5,678L)	-	-	●	●	●	1 ea 1 box	196.5 lb (89.3 kg)
26323EH NEW	110-120V (W/GFCI)	-	1,200 gal (4.5m³)	●	-	●	●	1 ea 1 box	200.6 lb (91.2 kg)
26324NP NEW	220-240V	-	1,200 gal (4.5m³)	-	●	●	●	1 ea 1 box	205.9 lb (93.6 kg)
26324GN NEW	220-240V (W/RCD)	-	1,200 gal (4.5m³)	-	●	●	●	1 ea 1 box	208.6 lb (94.8 kg)
Water Capacity (90%): 5,061 gal (19,156L)								Ready for Water in 45 Minutes	

18' x 52" (5.49m x 1.32m)

Approximate set-up size

	VOLTAGE	SAND FILTER PUMP	SAND FILTER PUMP & SALTWATER SYSTEM	LADDER	SAFETY LADDER	GROUND CLOTH	POOL COVER	DELUXE POOL MAINTENANCE KIT	VOLLEYBALL SET	CASE PACK	CASE WEIGHT
26331EH NEW	110-120V (W/GFCI)	2,100 gal (7.9m³)	-	●	-	●	●	-	-	1 ea 1 box	249.5 lb (113.4 kg)
26332NP NEW	220-240V	2,100 gal (7.9m³)	-	-	●	●	●	-	-	1 ea 1 box	254.5 lb (115.7 kg)
26332GN NEW	220-240V (W/RCD)	2,100 gal (7.9m³)	-	-	●	●	●	-	-	1 ea 1 box	256.3 lb (116.5 kg)
26335EH NEW	110-120V (W/GFCI)	-	1,600 gal (6.0m³)	●	-	●	●	●	●	1 ea 1 box	279.2 lb (126.9 kg)
26336NP NEW	220-240V	-	1,600 gal (6.0m³)	-	●	●	●	●	●	1 ea 1 box	284.5 lb (129.3 kg)
Water Capacity (90%): 6,981 gal (26,423L)										Ready for Water in 60 Minutes	

ULTRA FRAME™ RECTANGULAR POOLS

INTEX® PREMIUM POOL LINE


The ultimate in above ground pools. Soft gray laminated pool liner, brilliant white copings and pool-water blue tile print interior make a fashion statement anywhere. With this luxury pool, add summer fun and beauty to any backyard!




TRUE NEIGHBORHOOD-SIZE POOLS PLUS DELUXE CLEANING SYSTEMS!

For the ultimate combination of pool filtration, water sanitation, and convenience, these Ultra Frame™ Rectangular pools come with our Krystal Clear™ Sand Filter Pump & Saltwater System Combos. No other system on the market combines the gentle, thorough, environmentally-sensitive filtration and sanitation properties of sand and salt.


All natural salt and sand filter sanitize the water with harsh, packaged chlorine.



EASY LOCK SYSTEM™



INNOVATIVE FRAME DESIGN
STURDY, DURABLE AND UNIQUE



**Puncture-resistant
3-ply material**

English/Spanish and multi-language
international packaging available

Ultra Frame™
Rectangular Pools:



18' x 9' x 52" (5.49m x 2.74m x 1.32m) Approximate set-up size

	VOLTAGE	SAND FILTER PUMP	LADDER	SAFETY LADDER	GROUND CLOTH	POOL COVER	CASE PACK	CASE WEIGHT
26351EH NEW	110-120V (W/GFCI)	1,200 gal (4.5m³)	●	—	●	●	1 ea 1 box	276.3 lb (125.6 kg)
26352NP NEW	220-240V	1,200 gal (4.5m³)	—	●	●	●	1 ea 1 box	281.2 lb (127.8 kg)
26352GN NEW	220-240V (W/RCD)	1,200 gal (4.5m³)	—	●	●	●	1 ea 1 box	284.7 lb (129.4 kg)

Water Capacity (90%): 4,545 gal (17,203L) Ready for Water in 60 Minutes

24' x 12' x 52" (7.32m x 3.66m x 1.32m) Approximate set-up size

	VOLTAGE	SAND FILTER PUMP	SAND FILTER PUMP & SALTWATER SYSTEM	LADDER	SAFETY LADDER	GROUND CLOTH	POOL COVER	DELUXE POOL MAINTENANCE KIT	VOLLEYBALL SET	CASE PACK	CASE WEIGHT
26361EH NEW	110-120V (W/GFCI)	2,100 gal (7.9m³)	—	●	—	●	●	—	—	1 ea 2 boxes	395.1 lb (179.6 kg)
26362NP NEW	220-240V	2,100 gal (7.9m³)	—	—	●	●	●	—	—	1 ea 2 boxes	401.1 lb (182.3 kg)
26362GN NEW	220-240V (W/RCD)	2,100 gal (7.9m³)	—	—	●	●	●	—	—	1 ea 2 boxes	402.6 lb (183.0 kg)
26365EH NEW	110-120V (W/GFCI)	—	1,600 gal (6.0m³)	●	—	●	●	●	●	1 ea 2 boxes	431.0 lb (195.9 kg)
26366NP NEW	220-240V	—	1,600 gal (6.0m³)	—	●	●	●	●	●	1 ea 2 boxes	436.5 lb (198.4 kg)

Water Capacity (90%): 8,403 gal (31,805L) Ready for Water in 60 Minutes

32' x 16' x 52" (9.75m x 4.88m x 1.32m) Approximate set-up size


	VOLTAGE	SAND FILTER PUMP	SAND FILTER PUMP & SALTWATER SYSTEM	LADDER	SAFETY LADDER	GROUND CLOTH	POOL COVER	DELUXE POOL MAINTENANCE KIT	VOLLEYBALL SET	CASE PACK	CASE WEIGHT
26371EH NEW	110-120V (W/GFCI)	2,800 gal (10.5m³)	—	●	—	●	●	—	—	1 ea 2 boxes	540.1 lb (245.5 kg)
26372NP NEW	220-240V	2,800 gal (10.5m³)	—	—	●	●	●	—	—	1 ea 2 boxes	544.3 lb (247.4 kg)
26372GN NEW	220-240V (W/RCD)	2,800 gal (10.5m³)	—	—	●	●	●	—	—	1 ea 2 boxes	546.7 lb (248.5 kg)
26375EH NEW	110-120V (W/GFCI)	—	2,650 gal (10.0m³)	●	—	●	●	●	●	1 ea 2 boxes	579.3 lb (263.3 kg)
26376NP NEW	220-240V	—	2,650 gal (10.0m³)	—	●	●	●	●	●	1 ea 2 boxes	583.9 lb (265.4 kg)

Water Capacity (90%): 14,364 gal (54,368L) Ready for Water in 90 Minutes

GRAPHITE GRAY PANEL™ POOLS

INTEX'S HIGH-END PANEL WALL POOL BRINGS INCREDIBLE VALUE AND SOPHISTICATION TO YOUR BACKYARD

Following the latest color trends in exterior decking and home siding, the new Graphite Gray Panel™ Pool offers the appearance of a high-end, custom-built swimming pool at a value you may only expect from Intex. While the panels have the look of natural wood, they are made of high-density plastic, eliminating the need for weather staining or termite protection. Better yet, the Graphite Gray Panel™ Pool is easy to assemble and comes equipped with Intex' highest-grade pool accessories, including the Krystal Clear™ Sand Filter Pump & Saltwater System Combo—the ultimate in pool water filtration and sanitation.



Puncture-resistant 3-ply material

English/Spanish and multi-language international packaging available

Graphite Gray Panel™ Pools:

DVD
included



15'8" x 49" (4.78m x 1.24m) Graphite Gray Panel™ Pool come with the 1,200 gal (4.5 m³) per hour Sand Filter Pump, which promises to keep pool water crystal clear!



15'8" x 49" (4.78m x 1.24m)
Approximate set-up size

	VOLTAGE	SAND FILTER PUMP	LADDER	SAFETY LADDER	GROUND CLOTH	POOL COVER	CASE PACK	CASE WEIGHT
26381EH NEW	110-120V (W/GFCI)	1,200 gal (4.5m³)	●	-	●	●	1 ea 3 boxes	492.8 lb (224.0 kg)
26382NP NEW	220-240V	1,200 gal (4.5m³)	-	●	●	●	1 ea 3 boxes	497.2 lb (226.0 kg)
26382GN NEW	220-240V (W/RCD)	1,200 gal (4.5m³)	-	●	●	●	1 ea 3 boxes	499.4 lb (227.0 kg)

Water Capacity (90%): 4,440 gal (16,805L)

Ready for Water in 120 Minutes

KRYSTAL CLEAR™ FILTRATION AND SANITATION SYSTEMS

INNOVATION IN POOL CLEANING



POOL FILTRATION SYSTEMS



5 models
(Details on pages 32-33)

CARTRIDGE FILTER PUMPS

Advantages:

- Cartridges provide excellent water filtration
- Easy to use: simply replace the old cartridge with a new one every 2 weeks
- Intex high quality replacement cartridges are widely available
- 24-hour auto timer on some models



POOL SANITATION SYSTEMS



2 models
(Details on page 36)

SALTWATER SYSTEM WITH E.C.O. (ELECTROCATALYTIC OXIDATION)

Advantages:

- Eliminates bacteria & algae from pool water using a virtually undetectable amount of all natural salt
- Much gentler on skin, eyes, clothes, and hair than packaged chlorine
- Salt is economical & much more environmentally friendly than packaged chlorine
- 24-hour auto timer included



1 models
(Details on page 37)

SALTWATER SYSTEM WITH OZONE

Advantages:

- Ozone is the most powerful sanitizing method for pool water.
- The only 100% natural and biodegradable pool sanitizing agent.
- Odorless
- Saltwater system provides residual cleaning action and soft, smooth water for swimmers.
- 24-hour auto timer included.

COMBINATION FILTRATION & SANITATION SYSTEMS



4 models
(Details on pages 34-35)

SAND FILTER PUMPS

Advantages:

- All natural sand provides excellent water filtration
- Economical & environmentally friendly
- Requires virtually no maintenance except replacement of sand every 5 years
- 24-hour auto timer included



CARTRIDGE FILTER PUMP & SALTWATER SYSTEMS WITH E.C.O. (ELECTROCATALYTIC OXIDATION)

Combines cartridge filter pump
with saltwater system



1 model
(Details on page 38)



2 model
(Details on page 39)

SAND FILTER PUMP & SALTWATER SYSTEMS WITH E.C.O. (ELECTROCATALYTIC OXIDATION)

Combines sand filter pump
with saltwater system



POOL FILTRATION SYSTEMS

KRYSTAL CLEAR™ CARTRIDGE FILTER PUMPS



Efficient filtration is essential for a quality swim experience. Who wants to swim in a dirty pool?

Intex's line of pumps and cartridges guarantee a cleaner pool with:

- Powerful pumps in several of our most popular pool sets
- Filter cartridges with thicker, heavier paper and more pleats
- Water inlet jets for enhanced water flow back into the pool

The results will be faster water circulation, improved filtration, and best of all – a superior swim experience!



#28635 #28636



#28633 #28634

- Easy installation – just hook-up hoses and plug in
- Double insulated pump
- Air release valve for air trapped inside filter chamber
- Sediment flush valve at bottom of filter chamber (28635/28636/28633/28634)
- Auto timer for easier use (28635/28636/28633/28634), except 28636GS
- Conforms to UL/CSA standards (110-120V models)
- CE approved (220-240V models)
- TUV-GS approved (GS designation models)
- Shelf box

#28601
#28602



#28603
#28604



#28637
#28638



HYDRO AERATION TECHNOLOGY™	Voltage	Easy Set™ Pool Models	Oval Frame Pool Models	Prism Frame™ Pool Models	Prism Frame™ Rectangular Pool Models	Ultra Frame™ Pool Models	Pump flow rate gal (L)/hr	System flow rate gal (L)/hr	Case Pack	Case Weight lb (kg)
28601	110-120V	6'8"/10' (1.83m/2.44m/3.05m)	–	10' (3.05m)	–	–	330 (1,250)	300 (1,136)	4	22.3 (10.1)
28601EG	110-120V (W/GFCI)	6'8"/10' (1.83m/2.44m/3.05m)	–	10' (3.05m)	–	–	330 (1,250)	300 (1,136)	4	23.3 (10.6)
28602	220-240V	6'8"/10' (1.83m/2.44m/3.05m)	–	10' (3.05m)	–	–	330 (1,250)	265 (1,003)	4	23.4 (10.7)
28602GS	12V	6'8"/10' (1.83m/2.44m/3.05m)	–	10' (3.05m)	–	–	330 (1,250)	300 (1,136)	4	28.5 (13.0)
28603	110-120V	12'/13'/15' (3.66m/3.96m/4.57m)	–	12'/15' (3.66m/4.57m)	–	–	530 (2,006)	475 (1,798)	4	28.7 (13.0)
28603EG	110-120V (W/GFCI)	12'/13'/15' (3.66m/3.96m/4.57m)	–	12'/15' (3.66m/4.57m)	–	–	530 (2,006)	475 (1,798)	4	30.1 (13.7)
28604	220-240V	12'/13'/15' (3.66m/3.96m/4.57m)	–	12'/15' (3.66m/4.57m)	9'10"/13'1½" (3.00m/4.00m)	–	530 (2,006)	450 (1,703)	4	31.1 (14.1)
28604GS	12V	12'/13'/15' (3.66m/3.96m/4.57m)	–	12'/15' (3.66m/4.57m)	9'10"/13'1½" (3.00m/4.00m)	–	600 (2,271)	500 (1,893)	4	40.2 (18.3)
28637EG	110-120V (W/GFCI)	15' (4.57m)	18' x 10' (5.49m x 3.05m)	15' (4.57m)	16' x 8' (4.88m x 2.44m)	14' (4.27m)	1,000 (3,785)	750 (2,839)	4	34.5 (15.7)
28638	220-240V	15' (4.57m)	18' x 10' (5.49m x 3.05m)	15' (4.57m)	16' x 8' (4.88m x 2.44m)	14' (4.27m)	1,000 (3,785)	710 (2,687)	4	36.3 (16.5)
28638GS	12V	15' (4.57m)	18' x 10' (5.49m x 3.05m)	15' (4.57m)	16' x 8' (4.88m x 2.44m)	14' (4.27m)	900 (3,407)	700 (2,650)	4	50.2 (22.8)

HYDRO AERATION TECHNOLOGY™	Voltage	Easy Set™ Pool Models	Frame Pool Models	Oval Frame Pool Models	Pump flow rate gal (L)/hr	System flow rate gal (L)/hr	Case Pack	Case Weight lb (kg)
28635EG	110-120V (W/GFCI)	18' (5.49m)	16'/18' (4.88m/5.49m)	20' x 12' (6.10m x 3.66m)	1,500 (5,678)	1,180 (4,466)	1	16.9 (7.7)
28636	220-240V	18' (5.49m)	16'/18' (4.88m/5.49m)	20' x 12' (6.10m x 3.66m)	1,500 (5,678)	1,150 (4,353)	1	18.2(8.3)
28636GS	12V	18' (5.49m)	16'/18' (4.88m/5.49m)	20' x 12' (6.10m x 3.66m)	1,500 (5,678)	1,100 (4,164)	1	23.9 (10.9)
28633EG	110-120V (W/GFCI)	–	24' (7.32m)	–	2,500 (9,463)	1,900 (7,192)	1	24.2 (11.0)
28634	220-240V	–	24' (7.32m)	–	2,500 (9,463)	1,900 (7,192)	1	25.5 (11.6)
28634GS	220-240V (W/RCD)	–	24' (7.32m)	–	2,500 (9,463)	1,750 (6,624)	1	28.0 (12.7)

KRYSTAL CLEAR™ SAND FILTER PUMPS

Sand Filters are one of the most popular ways to keep pool water clean. Not only is it effective, it saves on cost and time since the sand needs replacement just once every five years – making the sand filter system one of the easiest to maintain. As an alternative, Intex Glass Filter Media (item# 29058) may also be used in place of conventional sand.



#28643
#28644

#28645
#28646

#28647
#28648

#28651
#28652

	Voltage	Ultra Frame™ Pool Models	Ultra Frame™ Rectangular Pool Models	Graphite Gray Panel™ Pool Models	Tank Size	hp	Glass Capacity lb (kg)	Sand Capacity lb (kg)	Pump flow rate gal (m³)/hr	System flow rate gal (m³)/hr	Case Pack	Case Weight lb (kg)
28643EG	110-120V (W/GFCI)	16' (4.88m)	18' x 9' (5.49m x 2.74m)	15'8" (4.78m)	10" (254mm)	0.25	18.5 (8.5)	26 (12)	1,200 (4.5)	1,050 (4.0)	1	28.8 (13.1)
28644	220-240V	16' (4.88m)	18' x 9' (5.49m x 2.74m)	15'8" (4.78m)	10" (254mm)	0.25	18.5 (8.5)	26 (12)	1,200 (4.5)	1,050 (4.0)	1	29.5 (13.4)
28644GS	220-240V (W/RCD)	16' (4.88m)	18' x 9' (5.49m x 2.74m)	15'8" (4.78m)	10" (254mm)	0.25	18.5 (8.5)	26 (12)	1,200 (4.5)	970 (3.7)	1	32.0 (14.5)
28645EG	110-120V (W/GFCI)	18' (5.49m)	24' x 12' (7.32m x 3.66m)	-	12" (305mm)	0.30	35 (16)	50 (23)	2,100 (7.9)	1,600 (6.0)	1	39.1 (17.8)
28646	220-240V	18' (5.49m)	24' x 12' (7.32m x 3.66m)	-	12" (305mm)	0.30	35 (16)	50 (23)	2,100 (7.9)	1,600 (6.0)	1	40.2 (18.3)
28646GS	220-240V (W/RCD)	18' (5.49m)	24' x 12' (7.32m x 3.66m)	-	12" (305mm)	0.30	35 (16)	50 (23)	2,100 (7.9)	1,250 (4.7)	1	41.7 (19.0)
28647EG	110-120V (W/GFCI)	-	32' x 16' (9.75m x 4.88m)	-	14" (360mm)	0.60	55 (25)	77 (35)	2,800 (10.5)	2,150 (8.0)	1	49.9 (22.7)
28648	220-240V	-	32' x 16' (9.75m x 4.88m)	-	14" (360mm)	0.60	55 (25)	77 (35)	2,800 (10.5)	2,150 (8.0)	1	50.9 (23.1)
28648GS	220-240V (W/RCD)	-	32' x 16' (9.75m x 4.88m)	-	14" (360mm)	0.60	55 (25)	77 (35)	2,800 (10.5)	1,900 (7.2)	1	52.9 (24.1)
28651EG	110-120V (W/GFCI)	-	-	-	16" (410mm)	0.75	85 (38)	120 (55)	3,000 (11.3)	2,450 (9.2)	1	53.0 (24.1)
28652	220-240V	-	-	-	16" (410mm)	0.75	85 (38)	120 (55)	3,200 (12.0)	2,450 (9.2)	1	55.3 (25.1)
28652GS	220-240V (W/RCD)	-	-	-	16" (410mm)	0.75	85 (38)	120 (55)	3,200 (12.0)	2,200 (8.3)	1	57.2 (26.0)



6-Way Valve



Pressure Gauge



Heavy Duty Tank



Strainer Basket



Built-in Timer



Powerful Motor



Features	Benefits
6-function control	Enables pool owner to filter, backwash, rinse, recirculate, drain & close system
24-hour automatic timer	Automatic daily setting
0.75 horse power pump 0.60 horse power pump 0.30 horse power pump 0.25 horse power pump	Ideal for above ground pools
GFCI unit (110-120V version)	Safety shut-off; meets UL standard
Strainer basket	Easy-cleaning, prolongs life of sand

System flow rate	
28643	1,050 gph (4.0 m³/hr)
28644	1,050 gph (4.0 m³/hr)
28645	1,600 gph (6.0 m³/hr)
28646	1,600 gph (6.0 m³/hr)
28647	2,150 gph (8.0 m³/hr)
28648	2,150 gph (8.0 m³/hr)
28651	2,450 gph (9.2 m³/hr)
28652	2,450 gph (9.2 m³/hr)

POOL SANITATION SYSTEMS

KRYSTAL CLEAR SALTWATER SYSTEM™

The ECO-friendly Poolwater Sanitizer

The Krystal Clear Saltwater System™ combines a unique two-stage technology to sanitize pool water.

First, an undetectable level of natural swimmer-safe chlorine is produced when environmentally friendly natural salt is added to pool water and passes through a titanium electrolytic cell during the filtration process. The result is soft, fresh, clean water without the potential harsh side effects of packaged pool chemicals.

Second, with the E.C.O. (electrocatalytic oxidation) process, water molecules are split into highly powerful oxidants which destroy organic contaminants such as bacteria and algae. The combination of these powerful oxidants with natural chlorine results in the strongest and safest pool water sanitation.

This second process, unique to the Intex Saltwater System, provides consumers with an important benefit. The process of E.C.O. is so effective, the amount of natural chlorine needed and generated by the system is reduced by approximately 60%. Which means that your customers not only get the great benefits of a saltwater system, they enjoy it with much less chlorine than other saltwater systems generate!



#26667 #26668



#26669 #26670

KRYSTAL CLEAR SALTWATER SYSTEM™ WITH E.C.O. (ELECTROCATALYTIC OXIDATION)

MAX POOL SIZE: 7,000 GAL (26,500L)

#26667EG **NEW**

Krystal Clear Saltwater System™ CG-26667

- New sleek and compact casing
- Redesigned control panel with display and easy access buttons
- Added power button for convenience
- 3 self-clean modes available, 6/10/14-hr cycles
- 110-120V with GFCI
- Requires a filter pump with a flow rate between 700-3,000 gph (2,650-11,355L/hr)
- Chlorine output: 5 g/hr
- 24 hr. auto-clock cycle
- Shelf box
- 2 ea, 38.8 lb (17.6 kg)

#26668 **NEW**

Krystal Clear Saltwater System™ CG-26668

- Same as 26667 except 220-240V
- Shelf box
- 2 ea, 38.0 lb (17.3 kg)

#26668GS **NEW**

Krystal Clear Saltwater System™ CG-26668GS

- Same as 26668 except 12V
- Shelf box
- 1 ea, 22.1 lb (10.1 kg)

MAX POOL SIZE: 15,000 GAL (56,800L)

#26669EG **NEW**

Krystal Clear Saltwater System™ CG-26669

- New sleek and compact casing
- Redesigned control panel with display and easy access buttons
- Added power button for convenience
- 3 self-clean modes available, 6/10/14-hr cycles
- 110-120V with GFCI
- Requires a filter pump with a flow rate between 700-3,000 gph (2,650-11,355L/hr)
- Chlorine output: 12 g/hr
- 24 hr. auto-clock cycle
- Shelf box
- 2 ea, 43.9 lb (20.0 kg)

#26670 **NEW**

Krystal Clear Saltwater System™ CG-26670

- Same as 26669 except 220-240V
- Shelf box
- 2 ea, 44.1 lb (20.1 kg)

#26670GS **NEW**

Krystal Clear Saltwater System™ CG-26670GS

- Same as 26670 except 12V
- Shelf box
- 1 ea, 25.7 lb (11.7 kg)

KRYSTAL CLEAR™ OZONE AND SALTWATER SYSTEM

Professionals Know That The Ultimate Pool Sanitation Method Is Ozone.

Only Ozone provides virtually complete, instantaneous, odorless, all-natural sanitation of pool water. Ozone eliminates bacteria over 3,000 times faster than chlorine. And because it has up to 100 times the oxidizing power of chlorine, it cleans pool water without the chemical smell that swimmers often associate with chlorine.

Intex has brought this powerful technology together with the benefits of our saltwater system to provide your customers with the very best in above ground pool sanitation. By combining the incredible sanitizing strength of ozone with the great swimming comfort that saltwater systems provide, your customers can enjoy a truly wonderful pool ownership and great swimming experience for years.

A totally effective, odorless, effortless, all natural solution to maintaining crystal clear, soft, clean pool water... from Intex!



#26665 #26666

KRYSTAL CLEAR™ OZONE AND SALTWATER SYSTEM

MAX POOL SIZE: 15,000 GAL (56,800L)

#26665EG **NEW**

Krystal Clear Saltwater System™ CG-26665

- Redesigned control panel with display and easy access buttons
- Added power button for convenience
- 3 self-clean modes available, 6/10/14-hr cycles
- Redesigned water pipe for added efficiency
- 110-120V with GFCI
- Requires a filter pump with a flow rate between 1,500-4,000 gph (5,678-15,140L/hr)
- Chlorine output: 11 g/hr
- Ozone output: 150 milligram/hr
- 24 hr. auto-clock cycle
- Shelf box
- 2 ea, 51.5 lb (23.4 kg)

#26666 **NEW**

Krystal Clear Saltwater System™ CG-26666

- Same as 26665 except 220-240V
- Shelf box
- 2 ea, 49.9 lb (22.7 kg)



Easy-to-Use Control Panel



Titanium Plates

COMBINATION FILTRATION & SANITATION SYSTEMS

KRYSTAL CLEAR™ POOLWATER SYSTEM

Sand Filters are one of the most desirable methods to keep pool water clear and sparkling. Not only does the all-natural, inexpensive sand do an excellent job of filtering the water, it needs replacement only once every five years, making sand filter the easiest maintenance filtration option on the market. As an alternative, Intex Glass Filter Media (item# 29058) may also be used in place of conventional sand.

Saltwater systems with E.C.O. (electrocatalytic oxidation) are known for their ability to keep pool water clean and safe, while eliminating the harshness of traditional packaged chlorine.

Intex has combined these two excellent systems into one product, providing above ground pool owners with ONE low cost, low maintenance system that will keep pools clean, safe, and comfortable for swimmers. Both systems are controlled automatically with one 24-hour timer to make daily operation carefree!



KRYSTAL CLEAR™ CARTRIDGE FILTER PUMP & SALTWATER SYSTEM WITH E.C.O. (ELECTROCATALYTIC OXIDATION)

- MAX POOL SIZE: 7,000 GAL (26,500L)**
#28673EG
Krystal Clear™ Cartridge Filter Pump & Saltwater System CG-28673
- 110-120V with GFCI
 - Same as 26667 with additional 1,200 gph (4,542L/hr) filter pump set
 - System flow rate 1,050 gph (3,974L/hr)
 - Chlorine output: 5 g/hr
 - Shelf box
1 ea, 36.7 lb (16.7 kg)

- #28674**
Krystal Clear™ Cartridge Filter Pump & Saltwater System CG-28674
- Same as 28673 except 220-240V
 - Shelf box
1 ea, 37.9 lb (17.2 kg)

HYDRO AERATION TECHNOLOGY™	Ultra Frame™ Pool Models
28673EG	16' (4.88m)
28674	16' (4.88m)



KRYSTAL CLEAR™ SAND FILTER PUMP & SALTWATER SYSTEMS WITH E.C.O. (ELECTROCATALYTIC OXIDATION)

- MAX POOL SIZE: 8,500 GAL (32,200L)**
#28675EG
Krystal Clear™ Sand Filter Pump & Saltwater System CG-28675
- 110-120V with GFCI
 - 14" (360mm) tank diameter
 - 0.3 hp motor
 - Pump flow rate 1,600 gph (6.0 m³/hr)
 - System flow rate 1,500 gph (5.7 m³/hr)
 - 55 lb (25 kg) sand capacity or 40 lb (18 kg) glass filtration media capacity
 - Chlorine output: 7 g/hr
 - 2 pieces of 1½" (38mm) hoses
 - 2-year warranty
 - Shelf box 1 ea, 54.9 lb (25.0 kg)

- #28676**
Krystal Clear™ Sand Filter Pump & Saltwater System CG-28676
- Same as 28675 except 220-240V
 - Shelf box
1 ea, 56.0 lb (25.5 kg)

HYDRO AERATION TECHNOLOGY™	Ultra Frame™ Pool Models	Ultra Frame™ Rectangular Pool Models
28675EG	18' (5.49m)	24' x 12' (7.32m x 3.66m)
28676	18' (5.49m)	24' x 12' (7.32m x 3.66m)



KRYSTAL CLEAR™ SAND FILTER PUMP & SALTWATER SYSTEMS WITH E.C.O. (ELECTROCATALYTIC OXIDATION)

- MAX POOL SIZE: 15,000 GAL (56,800L)**
#28679EG
Krystal Clear™ Sand Filter Pump & Saltwater System CG-28679
- 110-120V with GFCI
 - 16" (410mm) tank diameter
 - 0.75 hp motor
 - Pump flow rate 2,650 gph (10.0 m³/hr)
 - System flow rate 2,150 gph (8.0 m³/hr)
 - 100 lb (45 kg) sand capacity or 70 lb (32 kg) glass filtration media capacity
 - Chlorine output: 11 g/hr
 - 2 pieces of 1½" (38mm) hoses
 - 2-year warranty
 - Shelf box 1 ea, 64.4 lb (29.3 kg)

- #28680**
Krystal Clear™ Sand Filter Pump & Saltwater System CG-28680
- Same as 28679 except 220-240V
 - Shelf box
1 ea, 65.5 lb (29.8 kg)

HYDRO AERATION TECHNOLOGY™	Ultra Frame™ Rectangular Pool Models
28679EG	32' x 16' (9.75m x 4.88m)
28680	32' x 16' (9.75m x 4.88m)



POOL ACCESSORIES

SOLAR MAT

#28685 / E

- Eco-Friendly Solar technology that increases the temperature of the pool water by approximately 3° ~ 5°C (5° ~ 9°F) depending on weather condition
- Suitable for AGPs up to 8,000 gal (30,280L)
- Simple hook up, compatible with filter pump up to 1/2 hp or pump flow rate less than 2,000 gal/hr (7,570 L/hr)
- 1m² (11ft²) surface to absorb the sun's rays
- Easy to drain, easy to store
- Dimensions: 1.20m x 1.20m / 47" x 47" (flat, before fill)
- Constructed of heavy duty UV stabilized PVC
- Includes: 1 1/4" (32mm) hose attachment points
 - 1 adaptor A and B for 1 1/2" (38mm) hose connection
 - 0.5m (1 1/4"/32mm diameter) connecting hose Bypass valve
- Shelf box
- 3 ea, 19.4 lb (8.8 kg)



#28685

The Intex Solar Mat is an energy efficient way to capture the sun's rays to heat up your above ground swimming pool. Designed to work with a variety of Intex filter pumps, this heater is perfect for increasing your swimming session with warmer water, using environmentally friendly solar heating technology.

HEATER

#28684

- 220-240V with RCD
- Compatible with round Easy Set® or Metal Frame pools 15' (4.57m) diameter or smaller
- Easy hook-up and operation
- Water level sensor
- Easily connects to new or existing pool filter system
- Shelf box
- 4 ea, 32.0 lb (14.6 kg)



#28684

HEAT PUMP

#28616 **NEW**

- 220-240V with in line RCD
- Combined with a solar pool cover, increases pool water temperature by 5 °C (9°F), prolonging your swimming season
- Intuitive and easy to use LCD control panel
- Corrosion resistant titanium heat exchanger
- Universal union kit included: 50 mm glue fitting and 38 mm collar nut hose connection
- Can be installed for both in-ground and above-ground pools
- Include bypass valve kit
- Shelf box
- 1 ea, 109.6 lb (49.8 kg)



#28616

Heating Capacity:

Measured conditions at 27°C (81°F) Ambient Air, 27°C (81°F) Water

Heat Output	4.1 kW (13,911 Btu) / hr
Power Consumption	0.78 kW (2,646 Btu) / hr
Coefficient of Performance (COP)	5.2

Measured conditions at 15°C (59°F) Ambient Air, 26°C (79°F) Water

Heat Output	3.1 kW (10,518 Btu) / hr
Power Consumption	0.75 kW (2,544 Btu) / hr
Coefficient of Performance (COP)	4.1

General data

Voltage	220-240 V / 50 Hz
Rated current	3.5 A
Advised fuse	16 A
Recommended pool water capacity	5 - 11 m ³
Recommended water flow	1.8 - 10 m ³ /hr
Class of protection	I
Heat exchanger	Titanium in PVC reservoir
Compressor / refrigerant type	Rotary / R410A
Inlet/outlet fitting size	50 mm glue fitting
	38mm collar nut hose
Noise level at 1 m	48 dB(A)
Refrigerant gas quantity	0.5 kg
Global warming potential (GWP)	2088
CO2 Equivalent	0.95T
Weight Net/Gross	33/42 kg
Dimension	780 x 340 x 485 mm

* With solar pool cover

Disclaimer-Refer to the product specifications for ambient/ water temperature parameters for operation.

The Intex swimming pool heat pump utilizes an innovative heat exchange system that efficiently increases the temperature of your pool water.

SURFACE SKIMMER



#28000

- #28000 / E** NEW COLOR
Deluxe Wall Mount Surface Skimmer
- Attaches to filter pump for automatic skimming
 - Requires an Intex filter pump with a minimum flow rate of 800 gph (3,028L/hr)
 - Easily mounts to Easy Set® or metal frame pool sidewalls with adjustable bracket
 - Helps catch leaves and other debris before they sink to the bottom of the pool
 - Durable polypropylene plastic is not affected by pool chemicals
 - Strainer basket pulls out for easy cleaning
 - Shelf box
- 4 ea, 18.7 lb (8.5 kg)

AUTO POOL CLEANER



#28001

- #28001 / E**
- Automatic powerful pool cleaner
 - Automatically vacuums the entire pool floor
 - Effectively and hassle-free
 - Requires a filter pump with a flow rate between 1,500-3,500 gph (5,678-13,248L/hr)
 - Attaches to the inlet connector in the pool with a 24'7" (7.50m) hose
 - For Intex above ground pools with 1 1/2" (38 mm) hose fittings only
 - Not suitable for in-ground pools
 - Shelf box
- 1 ea, 18.3 lb (8.3 kg)

POOL THERMOMETER



#29039

- #29039 / E**
- Floats upright
- 12 ea, 2.2 lb (1.0 kg)

POOL FOOT BATH




#29080

- #29080 / E**
- Reduces amount of debris & dirt entering your pool
 - Easily connects to ladders to rinse off feet before entering pool
 - Anti-slip bottom designed for safety
 - Perfectly fits all Intex ladders
 - Size 22" x 18" x 3.5" (56cm x 46cm x 9cm)
 - Water Capacity: 3 gal (11.5L)
- 12 ea, 16.1 lb (7.3 kg)

FILTER CARTRIDGES

- Easy to clean dacron filter material
- Shrink wrapped with litho label

Replace Filter Cartridge Every Two Weeks



#29007

#29000

#29005



	Type	For Filter Pump Item#	Case Pack	Case Weight lb (kg)
29007 / E	H	28601 / 28602	12	2.8 (1.3)
29000 / E	A	28603 / 28604 / 28637 / 28638 / 28635 / 28636 / 28673 / 28674	6	3.0 (1.4)
29002 / E	A	28603 / 28604 / 28637 / 28638 / 28635 / 28636 / 28673 / 28674	6	5.6 (2.6)
29003 / E	A	28603 / 28604 / 28637 / 28638 / 28635 / 28636 / 28673 / 28674	6	7.6 (3.5)
29005 / E	B	28633 / 28634	6	7.4 (3.4)



#29000 / E
Filter Cartridge Pack



#29002 / E
Filter Cartridge Twin Pack



#29003 / E
Filter Cartridge Tri-Pack



Filter cartridge displays serve as an excellent POP to merchandise your cartridges in store!

CARTRIDGE CLEANER

- #29082 / E**
Multi-Functional Cartridge Cleaner

- Designed to easily clean filter cartridges
 - Ridges on nozzle jets separate pleats for optimum cleaning
 - Easily connects to all standard garden hoses
 - Rear-trigger shutoff
- 6 ea, 3.8 lb (1.7 kg)



#29082

POOL COVERS

- Rope ties
- Drain holes to prevent water accumulation • Shelf box

Type	Fits	Overhang	Case Pack	Case Weight lb (kg)
28038 / E	Rectangular Pool Cover	118" x 79" (3.00m x 2.00m)	8" (20cm)	6 ea 28.4 (12.9)
28037 / E	Rectangular Pool Cover	157½" x 78¾" (4.00m x 2.00m)	8" (20cm)	6 ea 33.7 (15.3)
28039 / E	Rectangular Pool Cover	177¼" x 86½" (4.50m x 2.20m)	8" (20cm)	6 ea 45.5 (20.7)

Type	Fits	Overhang	Case Pack	Case Weight lb (kg)
28020 / E	Easy Set® Pool Cover	8' (2.44m)	12" (30cm)	6 ea 21.3 (9.7)
28021 / E	Easy Set® Pool Cover	10' (3.05m)	12" (30cm)	6 ea 31.5 (14.3)
28022 / E	Easy Set® Pool Cover	12' (3.66m)	12" (30cm)	6 ea 42.8 (19.5)
28026 / E	Easy Set® Pool Cover	13' (3.96m)	12" (30cm)	4 ea 33.8 (15.4)
28023 / E	Easy Set® Pool Cover	15' (4.57m)	12" (30cm)	4 ea 39.8 (18.1)

Type	Fits	Overhang	Case Pack	Case Weight lb (kg)
28030 / E	Round Pool Cover	10' (3.05m)	10" (25cm)	6 ea 34.3 (15.6)
28031 / E	Round Pool Cover	12' (3.66m)	10" (25cm)	6 ea 45.7 (20.8)
28032 / E	Round Pool Cover	15' (4.57m)	10" (25cm)	4 ea 45.0 (20.5)

DELUXE POOL COVERS

- UV-resistant polyethylene material • Rope ties
- Drain holes to prevent water accumulation • Shelf box

Type	Fits	Overhang	Case Pack	Case Weight lb (kg)
28040 / E	Deluxe Pool Cover	16' (4.88m)	8" (20cm)	4 ea 33.4 (15.2)
28041 / E	Deluxe Pool Cover	18' (5.49m)	8" (20cm)	3 ea 30.2 (13.7)



SOLAR POOL COVERS



Type	Fits	Size	Thickness	Case Pack	Case Weight lb (kg)
29020 / E	Solar Cover	8' (2.44m) Easy Set®	81" (2.06m)	120 micron (110g/m ²)	3 ea 4.1 (1.9)
29021 / E	Solar Cover	10' (3.05m) Easy Set® & frame pools	114" (2.90m)	120 micron (110g/m ²)	3 ea 7.3 (3.3)
29022 / E	Solar Cover	12' (3.66m) Easy Set® & frame pools	137" (3.48m)	120 micron (110g/m ²)	2 ea 6.8 (3.1)
29023 / E	Solar Cover	15' (4.57m) Easy Set® & frame pools	176" (4.48m)	160 micron (150g/m ²)	2 ea 14.2 (6.5)
29024 / E	Solar Cover	16' (4.88m) Easy Set® & frame pools	185" (4.70m)	160 micron (150g/m ²)	2 ea 16.0 (7.3)
29025 / E	Solar Cover	18' (5.49m) Easy Set® & frame pools	212" (5.38m)	160 micron (150g/m ²)	1 ea 10.3 (4.7)
29026 / E	Solar Cover	18' x 9' (5.49 x 2.74m) Rectangular frame pools	212" x 100" (5.38 x 2.53m)	160 micron (150g/m ²)	1 ea 6.8 (3.1)
29027 / E	Solar Cover	24' x 12' (7.32 x 3.66m) Rectangular frame pools	282" x 136" (7.16 x 3.46m)	160 micron (150g/m ²)	1 ea 11.2 (5.1)
29028 / E	NEW Solar Cover	13' 1½" x 6' 6¾" (4 x 2m) Rectangular frame pools	149" x 73" (3.78 x 1.86m)	160 micron (150g/m ²)	2 ea 7.7 (3.5)
29029 / E	NEW Solar Cover	16' x 8' (4.88 x 2.44m) Rectangular frame pools	187" x 92" (4.76 x 2.34m)	160 micron (150g/m ²)	1 ea 5.9 (2.7)
29030 / E	NEW Solar Cover	32' x 16' (9.75 x 4.88m) Rectangular frame pools	378" x 183" (9.60 x 4.66m)	160 micron (150g/m ²)	1 ea 20.0 (9.1)


POOL GROUND CLOTH

- #28048 / E
- Durable material
- Provides added protection for pool bottom
- Fits 8'/10'/12'/15' (2.44/3.05/3.66/4.57m) Easy Set® and frame pools
- 15½' (4.72m) square
- Shelf box
- 2 ea, 9.0 lb (4.1 kg)



FLOOR PROTECTOR

- #29081 / E
- **Interlocking Padded Floor Protector**
- Provides added protection and cushion around pool & play area
- Made with durable polyethylene material
- Easily stores and transports
- Sold in packs of 8 pieces, 20 ft² (1.9 m²) of interlocking tiles
- Piece Size: 20" x 20" x ¾" (50cm x 50cm x 1cm)
- 6 ea, 23.9 lb (10.9 kg)



- Helps keep pool water warmer
- Easy to use
- Available in 8 sizes
- Economical
- Carry bag



English/Spanish and multi-language international packaging available

POOL MAINTENANCE KIT

- #28002 / E** NEW COLOR
- Includes 94" (2.39m) telescoping aluminum pole for use with 16' (4.88m) and below pools
 - Interchangeable vacuum and skimmer heads
 - Shelf box
 - 4 ea, 14.0 lb (6.4 kg)



#28002

DELUXE POOL MAINTENANCE KIT

- #28003 / E** NEW COLOR
- Includes 110" (2.79m) telescoping aluminum pole for use with 18' (5.49m) diameter pools and above
 - Requires an Intex filter pump with a minimum flow rate of 800 gph (3,028L/hr)
 - Vacuum sucks debris off the pool floor and through the filter
 - Attaches to the outlet connector in the pool with a 24' 7" (7.50m) hose
 - Durable and deep mesh skimmer net
 - Shelf box
 - 3 ea, 24.8 lb (11.3 kg)



#28003

POOL LADDERS

- Coated steel frame
- Hi-impact composite steps
- Shelf box
- Not available in Europe



U.S. Patent #6,755,281

English/Spanish and multi-language international packaging available



#28064 #28065



#28066



#28067

DELUXE POOL LADDERS WITH REMOVABLE STEPS

These pool ladders come with easily removable steps. When the pool is not in use, they can be quickly detached and removed from the pool area. Replacing them is simple and quick. Simply set the steps in the base, then snap and lock them into place. Available in three sizes, designed for 36"-42" (91cm-1.07m), 48" (1.22m) and 52" (1.32m) pools.



#28075



#28076



#28077

	For 36" (91cm) wall height	For 42" (1.07m) wall height	For 48" (1.22m) wall height	For 52" (1.32m) wall height	Removable Steps	Case Pack	Case Weight lb (kg)
28064 / E NEW	●					3	53.2 (24.2)
28065 / E NEW		●				3	57.1 (26.0)
28066 / E NEW			●			3	66.0 (30.0)
28067 / E NEW				●		2	52.1 (23.7)
28075 / E NEW	●	●			●	3	74.8 (34.0)
28076 / E NEW			●		●	2	55.4 (25.2)
28077 / E NEW				●	●	2	61.4 (27.9)

POOL CANOPY

#28050 / E


- Fits round Intex metal frame and Ultra Frame™ pools from 12'-18' (3.66m-5.49m)
 - Canopy constructed with durable Dacron woven material
 - Fiberglass ribs create a strong internal frame
 - Installation and removal are quick and easy: add the shade on hot days or remove on cooler days
 - Large vented window provides for a cooling airflow
 - Four attachment points for a secure connection to the frame pool structure
 - Half-dome design casts shade to a large area of the pool
 - Light weight for ease of installation, removal and storage
 - Will withstand winds up to 19 km/h (12 miles/hour)
- 3 ea, 27.4 lb (12.5 kg)



MULTI-COLOR LED POOL SPRAYER

#28089 / E

- Make your pool a beautiful oasis with this multi-color LED pool sprayer. Enjoy the light show as your family swims into the night with the multi-colored beams shining through a water cascade.
- Lights in 4 bright colors: White, Red, Blue, and Green
 - Built-in hydroelectric generator powers LED lighting (no batteries or electrical connection required)
 - Fits all round and rectangular Prism Frame™ and Ultra Frame™ pools (not suitable for Easy Set®, Oval, and Graphite Gray Panel™ pools)
 - Pump flow rate required: 1,000-3,000 gph (3,785-11,355L/hr)
 - Includes one adaptor A to fit all Intex pool fittings: 1¼" (32mm) or 1½" (38mm) hoses
- 4 ea, 18.2 lb (8.3 kg)




MULTI-COLOR LED WATERFALL CASCADE

#28090 / E NEW

- Add a touch of tranquility to your above ground pool with this easy-to-install multi-color LED waterfall. The sheer and gentle cascade of water will enhance your swimming experience, producing refreshing negative ions at the water surface and bringing you serenity and relaxation while you swim.
- Lights in 3 bright colors: Red, Blue, and Green
 - Built-in hydroelectric generator powers LED lighting (no batteries or electrical connection required)
 - Fits all round and rectangular Metal Frame, Prism Frame™ and Ultra Frame™ pools (not suitable for Easy Set®, Oval, and Graphite Gray Panel™ pools)
 - Pump flow rate required: 1,200-3,200 gph (4,542-12,113L/hr)
 - Adjustable mounting bracket
 - Include bypass valve kit
 - Shelf box
- 1 ea, 10.1 lb (4.6 kg)




#28090



RECHARGEABLE HANDHELD VACUUM

#28620 / E

- Keep pool water clean by vacuuming out dirt and debris
 - Strong built-in Ni-MH rechargeable batteries (50min per charge) for powerful suction capability
 - Suitable for use with all PureSpas and above ground pools up to 18' diameter
 - 94" (2.39m) lightweight telescoping aluminum pole
 - Shaft adapter to fit longer/wider telescoping aluminum poles
 - Two interchangeable brush heads
 - Automatic shut-off feature when vacuum is not submerged in water
 - IPX8 waterproof switch for added protection against water submersion
 - USB cable included for convenient recharging (plug not included)
- 4 ea, 29.0 lb (13.2 kg)



CHEMICAL DISPENSERS

#29040NP / EP **NEW COLOR** 5" (12.7cm) FLOATING CHEMICAL DISPENSER

- Holds up to 1" (2.5cm) chlorine or bromine tablets
- Made of durable non-corrosive polypropylene material
- Adjustable control ring to control the release of chemical
- Twist-lock cap
- Suitable for Intex pools up to 12' (3.66m) and PureSpa™
- Tablets not included
24 ea, 5.5 lb (2.5 kg)



#29040

#29041NP / EP **NEW COLOR** 7" (17.8cm) FLOATING CHEMICAL DISPENSER

- Holds up to 3" (7.6cm) chlorine or bromine tablets
- Made of durable non-corrosive polypropylene material
- Adjustable control ring to control the release of chemical
- Twist-lock cap
- Suitable for all Intex pools
- Tablets not included
12 ea, 7.2 lb (3.3kg)



#29041

2-IN-1 FLOATING CHLORINE DISPENSER WITH THERMOMETER

#29043 / E **NEW** 2-IN-1 FLOATING CHLORINE DISPENSER WITH THERMOMETER

Pool maintenance has never been easier! Our dual function floating chlorine dispenser with thermometer dispenses 1" chlorine or bromine tablets. The adjustable control ring allows you to regulate the amount of chlorine dispensed in your pool, and with a built-in thermometer, you will always know the water temperature in your pool. An essential pool maintenance accessory that will allow you to spend less time cleaning and more time swimming!

- For use with 1" (2.54cm) chlorine or bromine tablets
- Suitable for use in Intex spas and pools up to 12' / 3.66m diameter
- Built-in thermometer
- Made of durable non-corrosive polypropylene material
- Adjustable control ring for chlorine feed rate
- Tablets not included
- 12 ea, 5.0 lb (2.3 kg)



#29043

FLOATING POOL SPEAKER WITH LED LIGHT

#28625 / E **NEW** FLOATING POOL SPEAKER WITH LED LIGHT

Enjoy your favorite music while you swim! This fun waterproof floating speaker connects wirelessly via Bluetooth to instantly sync with your Bluetooth compatible devices. It provides a rich and pleasing sound, while the color-changing underwater light turns on automatically when the speaker is in use, creating the perfect party atmosphere in your pool.

- Waterproof for floating in the pool
- Bluetooth transmission range: up to 30 meters
- 3W speaker output
- Requires 3 AA batteries (not included)
- Self-upright design
- Shelf box
12 ea, 21.1 lb (9.6 kg)



#28625

POOL DRAIN PUMP

#28605E **NEW** POOL DRAIN PUMP

- Pumps up to 950 gallons (3595 liters) of water per hour with 16 ft (5 m) long drain hose
- Power cord length: 25 ft (7.6 m)
- Maximum operating water depth: 4 ft (1.22 m)
- IPX8 waterproof housing
- Includes 1-¼ in x 16 ft (32 mm x 5 m) drain hose
- Adaptor for garden hose attachment
- Shelf box
2 ea, 14.0 lb (6.4 kg)

#28606 **NEW** POOL DRAIN PUMP

- Same as 28605 except 220-240V
- Power cord length : 32ft (10m)
- Shelf box
2ea, 14.5 lb (6.6 kg)



#28605 #28606

SOLAR COVER REEL

#28051 / E **NEW** SOLAR COVER REEL

SOLAR COVER REEL

There are many great benefits in covering your above ground pool, but the hassles of applying and removing the cover can be daunting. Intex's Solar Cover Reel is conveniently designed to easily attach to the metal frame of your pool, and it is size adjustable, making the covering and uncovering of the pool simple and easy! A locking feature on the handle will prevent the cover from unintentional unrolling. Enjoy the benefits of your solar pool cover with the hassle-free Solar Cover Reel.

- Heavy duty construction with interlocking aluminum shaft
- Easy to install and use
- Significantly extends service life of solar cover
- Non-corrosive plastic hand crank with lock
- Suitable for rectangular frame pools with width from 9' – 16' (2.74m – 4.88m)
- Shelf box
2 ea, 29.8 lb (13.5 kg)



CLEANING ACCESSORIES

#29050 / E **NEW COLOR** Leaf Skimmer

- Remove debris off pool water surface
- Improved design for easier debris collection
- Durable mesh skimmer net
- Compatible with 1 1/8" (26.2mm) inner diameter telescoping aluminum pole (item# 29054, not included)



#29050

#29051 / E **NEW COLOR** Leaf Rake

- Scoop debris from pool floor
- Deep and durable mesh skimmer net
- Compatible with 1 3/8" (29.8mm) inner diameter telescoping aluminum pole (item# 29055, not included)



#29051

#29052 / E **NEW COLOR** 10" (254mm) Wall Brush

- Straight standard brush for pool cleaning and maintenance
- Quickly remove algae and grime from pool walls or pool floor
- Compatible with 1 1/8" (26.2mm) inner diameter telescoping aluminum pole (item# 29054, not included)



#29052

#29053 / E **NEW COLOR** 16" (406mm) Curved Wall Brush

- Curved brush ideal for pool cleaning and maintenance
- Quickly remove algae and grime from pool walls or pool floor
- Compatible with 1 3/8" (29.8mm) inner diameter telescoping aluminum pole (item# 29055, not included)



#29053

CLEANING KITS

#29056 / E **NEW COLOR** Basic Cleaning Kit

- Includes leaf skimmer, wall brush and vacuum head
- Vacuum head with reusable debris bag, requires connection with garden hose for usage
- Durable mesh skimmer net
- Wall brush can quickly remove algae and grime from pool walls or pool floor
- Compatible with 1 1/8" (26.2mm) inner diameter lightweight telescoping aluminum pole (item# 29054, not included)



#29056

#29057 / E **NEW COLOR** Deluxe Cleaning Kit

- Includes leaf rake, curved wall brush and vacuum head
- Vacuum sucks debris off the pool floor and through the filter
- Durable and deep mesh skimmer net
- Curved wall brush can quickly remove algae and grime from pool walls or pool floor
- Compatible with 1 3/8" (29.8mm) inner diameter lightweight telescoping aluminum pole (item# 29055, not included)



#29057

TELESCOPING POLES

#29054 / E **NEW COLOR** 94" (2.39m) Telescoping Aluminum Pole

- Ideal for attaching accessories to clean pools
- 94" (2.39m) lightweight telescoping aluminum pole
- 1 1/8" (26.2mm) inner diameter



#29054



#29055

#29055 / E **NEW COLOR** 110" (2.79m) Telescoping Aluminum Pole

- Ideal for attaching accessories to clean pools
- 110" (2.79m) lightweight telescoping aluminum pole
- 1 3/8" (29.8mm) inner diameter

ACCESSORY HOSES

#29059 / E Accessory Hose 1 1/4" (32mm)

- Suitable for Intex filter pumps and saltwater systems that use 1 1/4" (32mm) hoses
- 59" (1.50m) length hose



#29059

#29060 / E Accessory Hose 1 1/2" (38mm)

- Suitable for Intex filter pumps and saltwater systems that use 1 1/2" (38mm) hoses
- 59" (1.50m) length hose



#29060

#29083 / E **NEW COLOR** Deluxe Vacuum Hose

- 25' (7.60m) length
- Lightweight and flexible
- Removable end-fittings for easy cleaning and assembly
- Measures 1 1/2" (38mm) in diameter



#29083

SOLAR SHOWER

#28052 / E **NEW** Solar Shower

Enjoy a refreshing shower while enjoying the outdoors. Whether you are taking a swim, having fun at the beach, or enjoying a camping trip, you will never miss a shower. The Intex Solar Shower features lightweight while durable PVC material, with a sturdy handle and an ON/OFF valve for easy use and water conservation. Water is heated through solar energy within a few hours, and it stores enough water for multiple showers. It's an ideal product to take with you whenever you are having fun outdoors.

- Holds 5 gallons (19 liters) enough water for a small group
- Heats up to 48°C (118°F), depending on weather and ambient conditions
- Sturdy handle for easy carrying and hanging
- ON/OFF valve allows control of water flow
- Size: 48cm x 65cm
- 1.5" (38mm) diameter shower head
- Shelf box



FILTRATION MEDIA

#29058 / E Glass Filtration Media

Sand Filtration is one of the most commonly used methods of cleaning pools. But Intex's finely crushed Glass Filtration Media offers a better cleaning solution than sand.

- Cleans pool water more effectively
- Lasts 80% longer between replacements
- Requires 50% less backwashing
- Needs 20% less water to backwash
- For use in all Sand Filtration systems
- Particle size: 0.4 – 0.8mm
- 55 lb (25 kg) bag



#29058

LED LIGHTS



Intex's Floating LED Ball and Floating LED Cube are the perfect décor pieces that will create an elegant and modern atmosphere. Soft, shimmering light diffuses through the uniquely embossed translucent surface, instantly enhancing your pool and backyard surroundings.

#28694 / E **NEW**

FLOATING LED CUBE

- Create an elegant and modern atmosphere
- Illuminates up to 4 different colors: white, teal, blue & purple
- Touch sensor switch activates two lighting modes: static white light or smooth color change mode
- 2-hour auto shut-off
- Low voltage and waterproof
- Requires 3 AAA batteries
- Shelf box

12 ea, 7.8 lb (3.5 kg)




#28693 / E **NEW**

Floating LED Ball

- Create an elegant and modern atmosphere
- Illuminates up to 4 different colors: white, teal, blue & purple
- Touch sensor switch activates two lighting modes: static white light or smooth color change mode
- 2-hour auto shut-off
- Low voltage and waterproof
- Requires 3 AAA batteries
- Shelf box

12 ea, 7.6 lb (3.5 kg)




LED LIGHTS

SOLAR POWERED LED FLOATING POOL LIGHT

Illuminate your summer evenings with our Solar Powered Floating LED Pool Light. Whether you simply wish to illuminate your pool with static white light or create a special atmosphere with smoothly changing colors, this floating pool light is the perfect solution. The light turns on automatically in the dark and turns itself off once exposed to light. This versatile floating light provides a fun pool environment for all occasions.

#28695 / E **NEW**
Solar Powered LED Floating Light

- 2 lighting modes: static white light or smooth color change mode
- AUTO ON/ OFF MODE:
Auto on at night / auto off at sunrise
- 2-hour auto shut-off (static mode)
- 5-hour auto shut-off (smooth color change mode)
- Shelf box 8 ea, 9.8 lb (4.4 kg)



MAGNETIC LED POOL-WALL LIGHTS

Lighting up an above ground pool has always been difficult. Unlike in-ground pool owners, who could flip a switch to light up their pools, above ground pool owners had to either cut a hole in their sidewall, risking leaks and damage to their pool or use a floating light.

The Intex LED light uses magnetic technology to create a light system that safely generates low voltage current THROUGH the pool's sidewall to a powerful LED light inside the pool. The advanced, energy efficient LED light delivers more brightness to your pool than a conventional 50-watt halogen pool light. So now, above ground pool owners can light their pools up just like in-ground pool owners, but without the expense and damage of cutting a hole in their pool.

The LED Pool-Wall light is the ultimate in flexibility and can be attached to any sidewall in any location – and be easily moved to different parts of the pool for different lighting effects. If the inner light unit becomes separated from the outer power source, it will automatically float to the surface for easy retrieval.

Beauty, convenience, innovation, performance, and value – all part of the Intex LED Pool-Wall light!



#28687E

- 110-120V
- Led light
- Magnetic wall mounting system
- Easily illuminates up to 24' (7.32m) pools
- Shelf box 4 ea, 19.1 lb (8.7 kg)

#28688

- 220-240V
- Led light
- Magnetic wall mounting system
- Easily illuminates up to 24' (7.32m) pools
- Shelf box 4 ea, 21.6 lb (9.8 kg)

#28687
#28688

Features

LED light

Magnetic hook-up

Built-in floatation

Below 12V

Benefits

Extra bright, long-lasting illumination

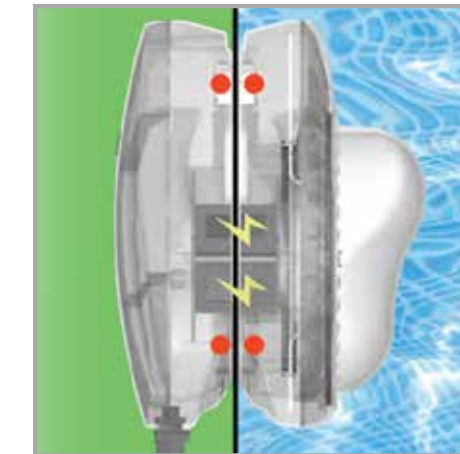
- Safely transfers power directly through pool sidewall so light level will never fade
- No batteries to recharge
- Light is flexible and can be easily moved around pool sidewall

If light becomes separated from magnet, it will automatically float to surface for easy retrieval

Low electricity level; safe to use around pool and water



English/Spanish and multi-language international packaging available



The outside unit transmits power safely and wirelessly to inside the underwater LED where the magnetic technology holds the two parts together.



LED LIGHTS



LAWN BRITE™ SOLAR LED LANDSCAPE LIGHT

The Intex LAWN BRITE™ solar LED light is designed to provide maximum light, look great, and last long in any yard. Each light comes with two separate base units: one for anchoring the light firmly into a lawn or garden, the other for placing the light on a solid surface such as a patio or around a pool. Both are interchangeable, so the location can be changed as needed!



- #28689 / E**
- Long-lasting LED light
 - Adjustable solar panel
 - Lithium rechargeable battery
 - Power switch function
 - Compass to assist positioning
 - Shelf box
 - 3 ea, 8.6 lb (3.9 kg)

LED POOL LIGHT WITH HYDROELECTRIC POWER: NO BATTERIES / EXTERNAL POWER SOURCE NEEDED!

Enjoy your evening swims with Intex's LED pool light. With built-in hydroelectric generator, no batteries or external power source is needed! Create the perfect ambiance for your backyard and pool area.

#28691 / E

LED Pool Light with Hydroelectric Power for 1½" (32mm) Pool Fitting

- Light up your pool throughout the long summer nights with this LED Pool Light with built-in hydroelectric generator. No external power source needed!
- Fits Intex pools with 1½" hose filter pump (530GPH to 1,000GPH)
- Easily mounted on pool inlet fitting
- Built-in check valve to prevent misassembly
- White LED light
- Wattage: 0.8W
- Shelf box
- 6 ea, 5.7 lb (2.6 kg)

#28692 / E

LED Pool Light with Hydroelectric Power for 1½" (38mm) Pool Fitting

- Light up your pool throughout the long summer nights with this LED Pool Light with built-in hydroelectric generator. No external power source needed!
- Fits Intex pools with 1½" hose filter pump (1,200GPH to 3,200GPH)
- Easily mounted on pool inlet fitting
- Built-in check valve to prevent misassembly
- White LED light
- Wattage: 1.5W
- Shelf box
- 6 ea, 5.5 lb (2.5 kg)





Commitment to Excellence



In today's rapidly evolving and highly competitive environment, this translates into a total commitment to product quality, including conformity to all relevant safety & quality regulations and standards. Examples include:

- EN 16927, safety and test methods for mini pools (European standard)
- EN 16582, safety and test methods for domestic swimming pools other than mini pools (European standard)
- Regulation (EC) No.1907/2006 "Registration, Evaluation, Authorisation and Restriction of Chemicals (REACH)"
- EN 71 "Safety of toys" (European standard)
- EN 13138 "Buoyant aids for swimming instruction" (European standard)
- EN 15649 "Floating leisure articles for use on and in the water" (European standard for air mats, lounges and other similar items)
- EN 60335-2-41 "Safety of household and similar electrical appliances, particular requirements for pumps" (European standard for water pumps)
- ISO 6185-1 "Inflatable boats" (International standard for Sports Boats)
- NMMA-ABYC (USA standard for hi-end sports boats)
- ASTM F963 "Standard Consumer Safety Specification for Toy Safety" (USA toy standard)
- ANSI/APSP-4 "AGP standard" (USA standard for above ground pools)
- CPSIA "Consumer Product Safety Improvement Act" (USA regulation of consumer and children's products)
- ASTM F2666 "Small pools standard" (USA standard for pools under 36" water depth)
- UL1450 "Electric inflators" (USA standard for electric inflators)
- UL1081 "Swimming pool pumps, filters and chlorinators" (USA standard)
- UL1563 "Electric Spas" (USA standard for Spa)



Intex's commitment to Excellence extends to helping our environment and supporting the ecosystem. It begins with product design. Intex's filter pumps operate on much lower amps than most filter pumps in the market, reducing electricity consumption. Our saltwater systems clean pools using only natural salt, eliminating the ongoing need for environmentally unfriendly packaged chlorine.

Intex also operates one of the most comprehensive recycling programs in the industry. We are one of the earliest companies in China to successfully obtain a license to ship consumers' returns in the original package back to China to be recycled. Therefore, used materials and product returns are prevented from going to landfills and instead re-used in the manufacturing process where up to 10% of annually produced PVC is recycled.

Intex designs all of our own packaging for our products. We constantly challenge our methods of packaging to improve efficiency and reduce waste. More compact packaging techniques save cardboard while cutting down on space utilization, saving freight and fuel consumption.

As a manufacturer, Intex knows it has a responsibility to manage the amount of waste produced. As an employer of over ten thousand people, we also encourage our own employees to recycle, reduce waste, and be conscious of the environment. Starting from recycling corners for all our worldwide office facilities, our Factory has worked with the local government as well as through sponsorships with key partners to strengthen our efforts to be more eco-friendly. Intex has worked to provide incentives and seminars to employees as well as setting targets to reduce energy consumption. In addition, Intex has made significant investment in technology to achieve these goals. For example, we have implemented a frequency converter system which converts diesel to natural gas, installed solar water heaters and set up a recycled sewage system, and invested in equipment that reduces gas emissions.

From product design, to more efficient processes that save energy and reduce waste, to a world class recycling program, to more energy efficient offices, the people at Intex are striving to provide the best value products anywhere while constantly keeping our global ecosystem in mind.



